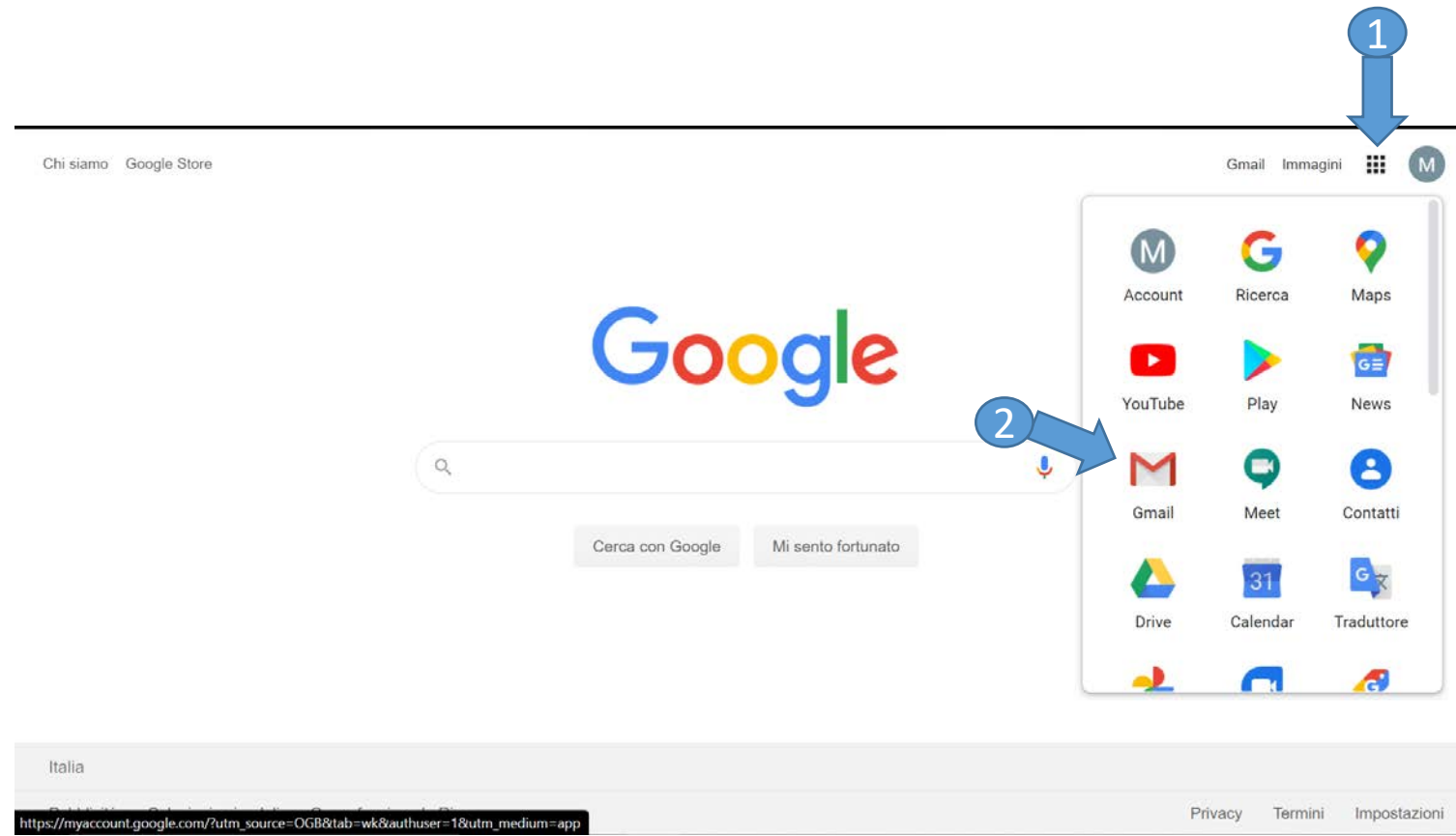
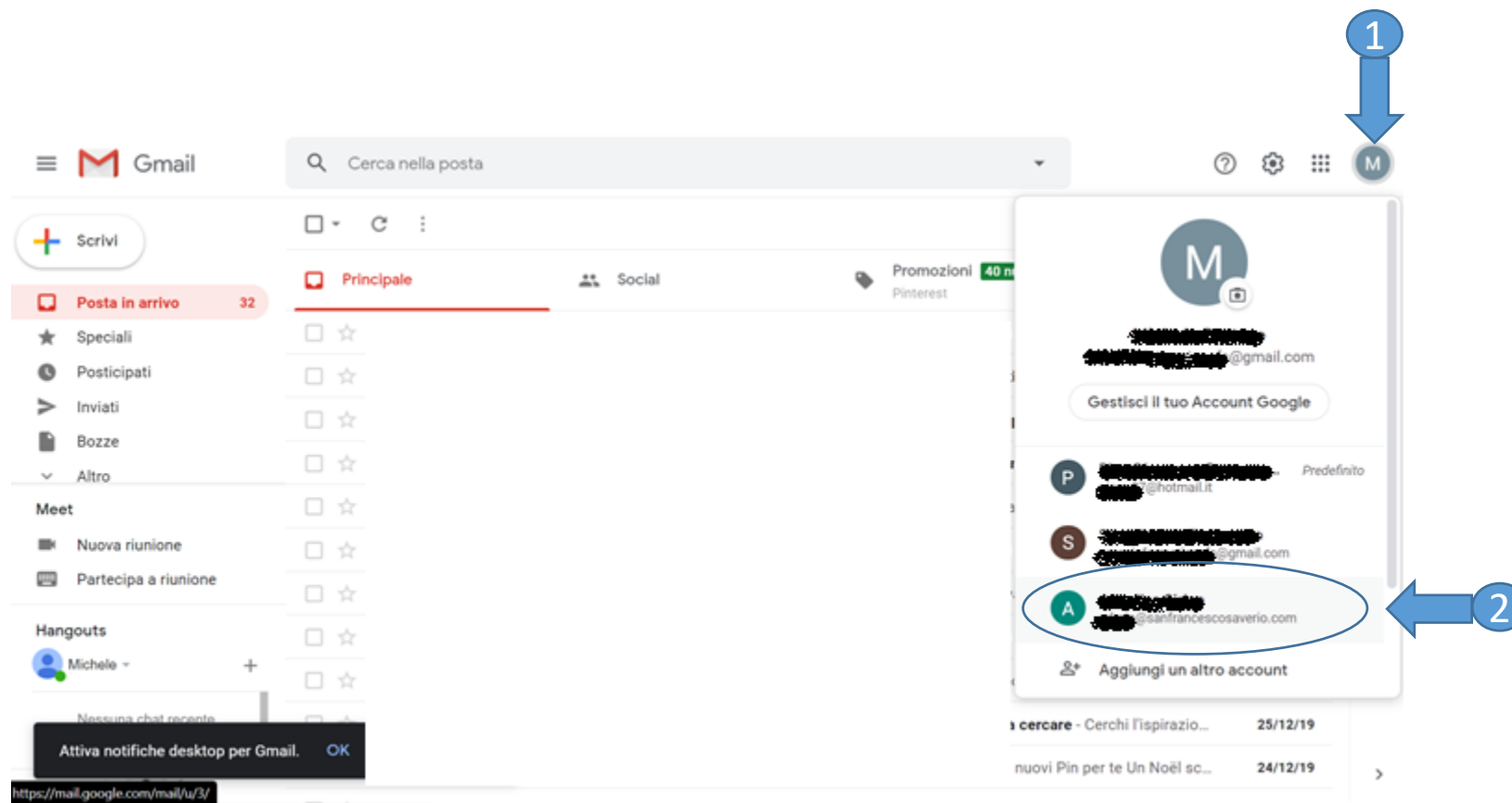


Passaggi per accedere a CLASSROOM con l'account nome.cognome@sanfrancescosaverio.com



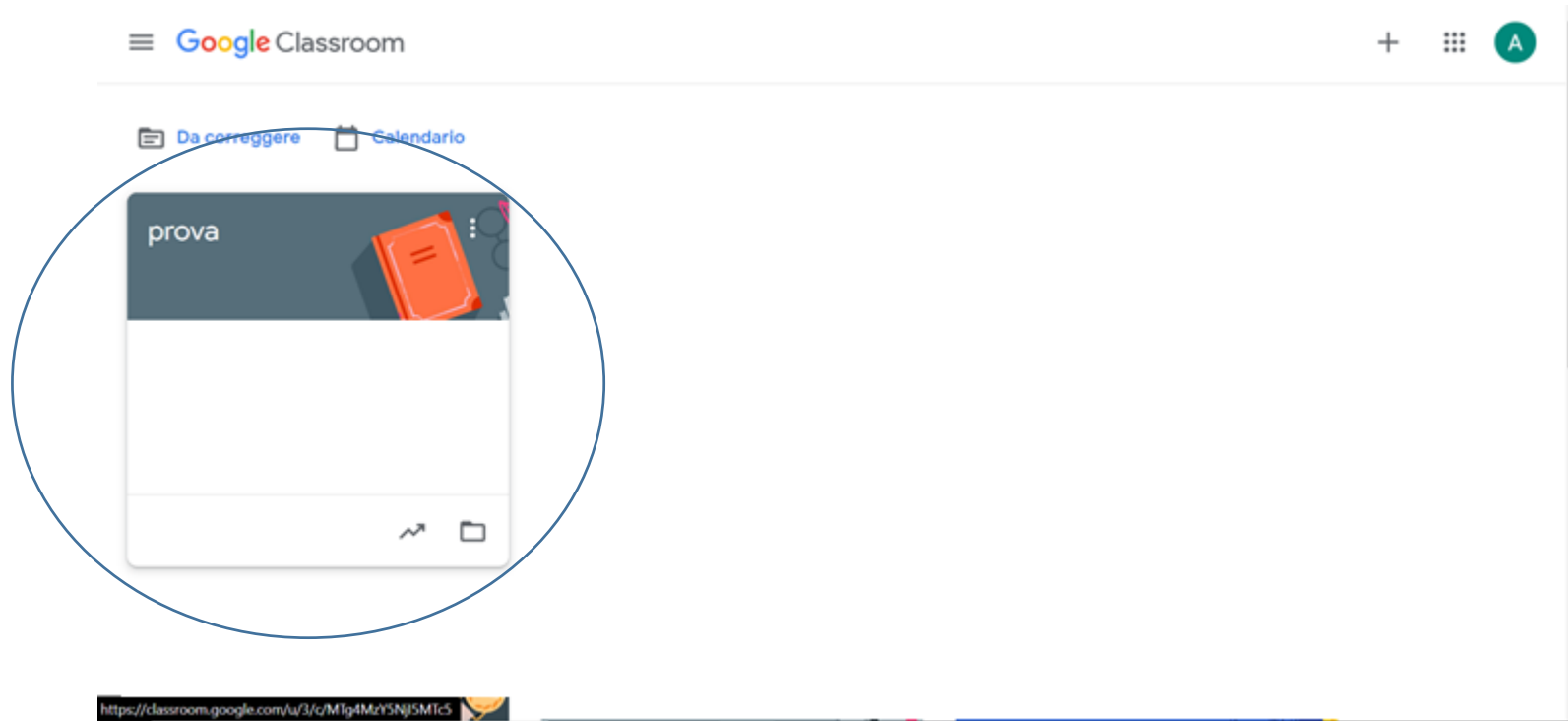
Se avete memorizzato sul pc anche un account personale di GOOGLE
bisogna selezionare quello fornito dalla scuola
(nome.cognome@sanfrancescosaverio.com)



The image shows the Gmail interface with the G Suite app drawer open. The interface includes a search bar at the top, a left sidebar with navigation options like 'Posta in arrivo', 'Chat', and 'Stanze virtuali', and a main content area with a 'Posta in arrivo' section and a list of emails. The G Suite app drawer is a grid of icons for various Google services, including Account, Gmail, Drive, Classroom, Documenti, Fogli, Presentazioni, Calendar, Chat, Meet, Sites, and Contatti. A blue arrow labeled '1' points to the G Suite icon in the top right corner of the Gmail interface. A second blue arrow labeled '2' points to the Classroom icon in the app drawer.

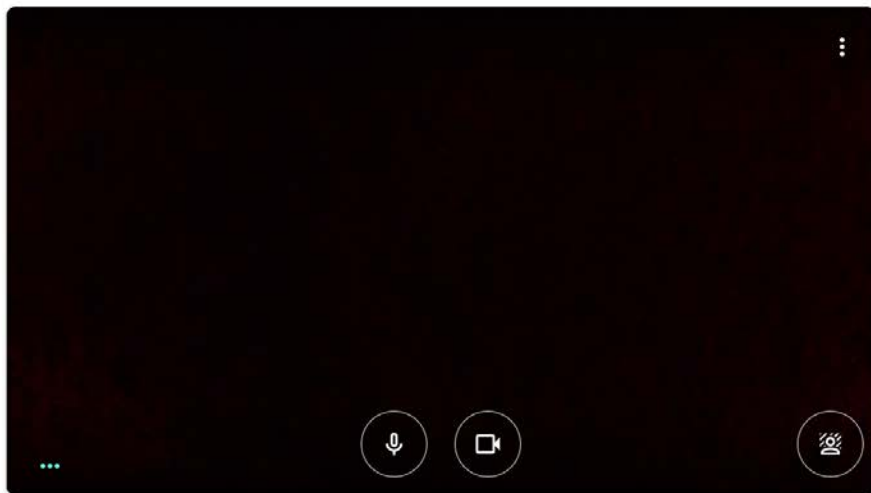
<https://classroom.google.com/?authuser=3>

Una volta entrati in CLASSROOM, solo la prima volta dovete ACCETTARE ed ISCRIVERVI AL CORSO, poi potete entrare nella stessa.



Una volta entri all'interno della classe bisogna cliccare sul link per accedere alla videolezione

The screenshot shows the Google Classroom interface for a class named "prova". The top navigation bar includes "Stream", "Lavori del corso", "Persone", and "Voti". The main header area displays the class name "prova", the course code "Codice corso k2667", and the "Link di Meet" which is <https://meet.google.com/lookup/d7crtjyypm>. This link is circled in red. Below the header, there is a section for "Imminenti" (Upcoming) with the text "Nessun lavoro in scadenza a breve" and a "Visualizza tutto" button. A sharing bar is visible with the text "Condividi qualcosa con il corso...". The bottom of the page shows the browser address bar with the URL <https://meet.google.com/lookup/d7crtjyypm?authuser=3&hs=179>.



Zartjyypm

Non c'è nessun altro qui

Partecipa

Presenta

Altre opzioni

Partecipa e usa un telefono per l'audio